



Arc Floor Lamp

£2,995

Regular

£2,546

Membership

Product details

Taking its cues from 180 House, the Arc floor lamp is a great option for larger living spaces. Anchored by a weighty piece of solid Carrera marble, it has an elongated, arched frame in an antique brass finish and ascends into a hand-pleated parchment shade. The contrasting textures complement both traditional and modern interiors.

- 1970s-inspired floor lamp
- Hand-pleated parchment shade
- Solid Carrera marble base
- Shaped antique brass finish arm
- Use with our Tala 6W Porcelain II LED
- Inspired by 180 House



Dimensions

Product dimensions: H224 x W217 x D69cm / H88.2 x W85 x D27"

Product weight: 47kg / 103.6lbs

Packaged or boxed dimensions: H20 x W40 x D47cm / H7.9 x W15.7 x D18.3"

Packaged or boxed weight: 4.812kg / 10.6lbs

Number of boxes: 2

* Box 1 & 2 : H40 x W28 x D65cm / H15.7 x W11 x D25.6"

Details

Assembly required: Yes

Bulb required: 1 / E27 / 6W Maximum

Bulb style: Tala 6W Globe LED

Bulb(s) included: No

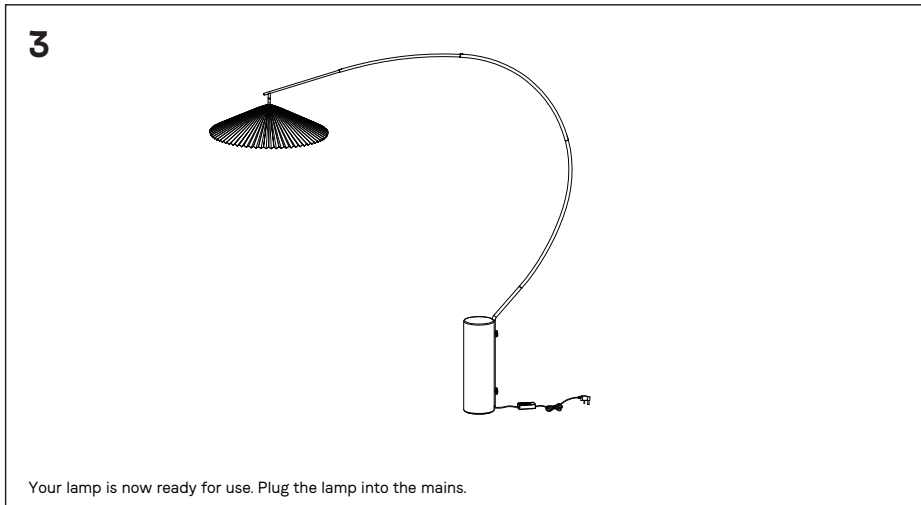
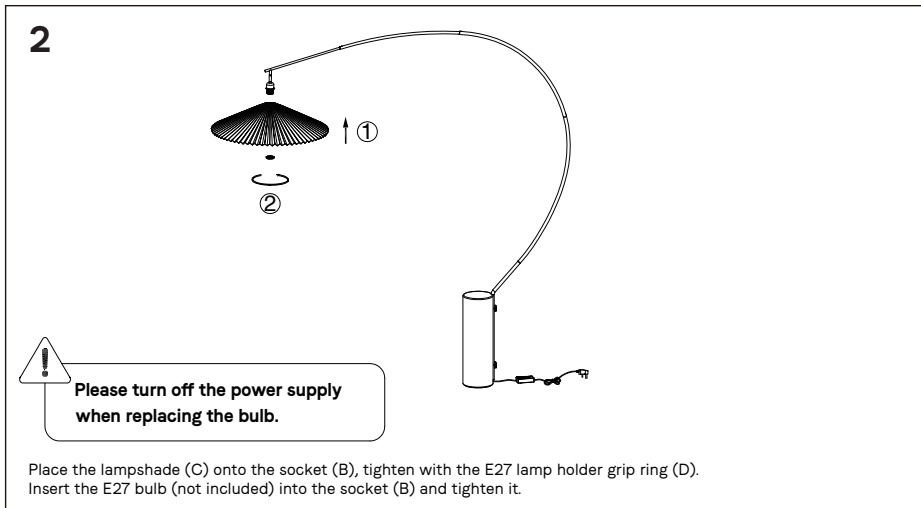
Care instructions: Clean with a soft dry cloth only. Do not use polishing agents, harsh chemicals or abrasive cleaners as they may damage the finish.

Always switch off the electricity supply before cleaning.

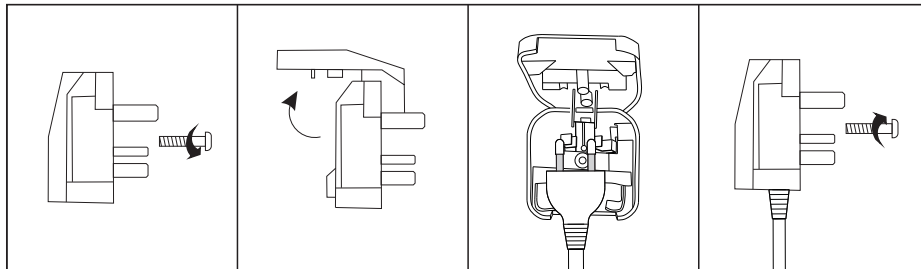
Dimmable: Yes, all portable lighting comes

Electrician required: No

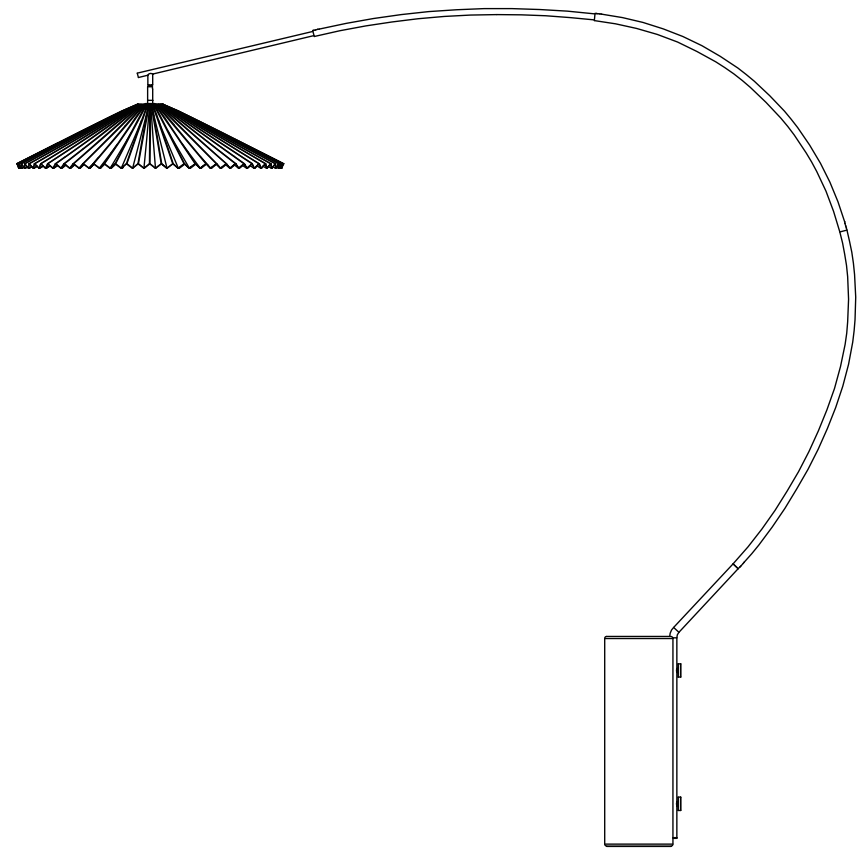
Voltage: 220-240V



UK TO EU PLUG CONVERSION



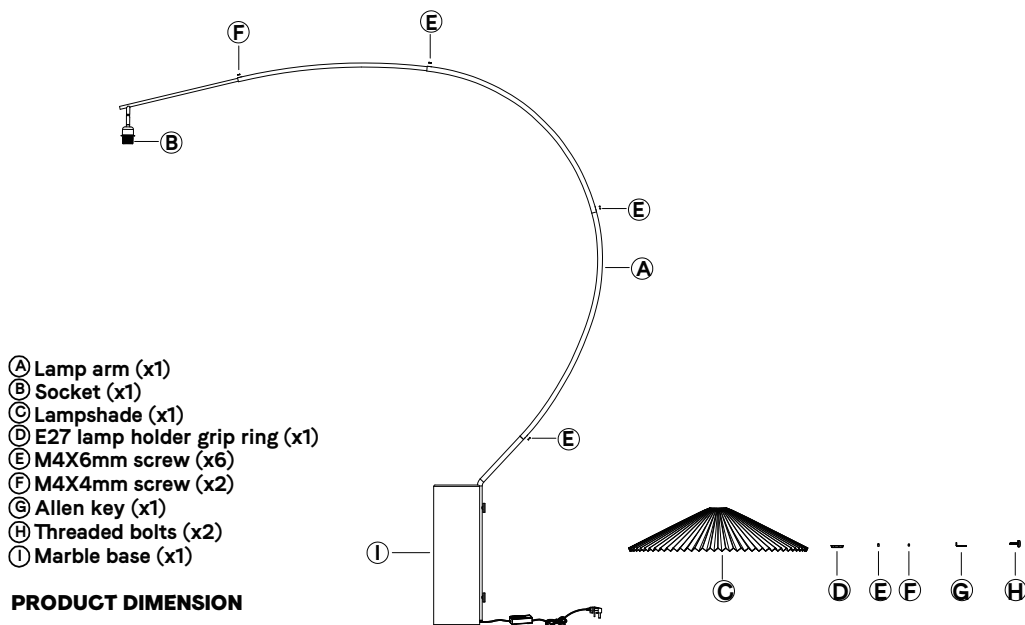
- If in the UK and need to use 3 pin Plug, please use plug adaptor to convert and follow above steps.
- Unscrew plug adaptor, open top cover, insert 2 round Plug properly and screw clockwise until tight.



ARC FLOOR LAMP

74542836

PARTS LIST



IMPORTANT SAFETY INSTRUCTIONS

- These instructions are provided for your safety.
- Please read instructions carefully and completely before beginning the assembly and installation of this lighting fixture.
- This fixture has been rated for up to one (1) 10 Watt Maximum E27 LED light bulb (not included). To avoid the risk of fire, do not exceed the recommended lamp wattage. Dispose of old bulbs with care.
- Use with approved Soho House shades only.
- For your safety: if the external flexible cable becomes damaged, it must be exclusively replaced by a qualified person in order to avoid any danger or the lighting fixture must be discarded.
- Unless otherwise marked / illustrated this lamp is meant for use in a dry, domestic, indoor environment only.
- The finish is only guaranteed against normal non-aggressive atmospheric conditions.
- Do not fit in locations near a heat source, the sea, or in polluted atmospheres.
- Please retain these instructions for future reference. If the product is sold please ensure the instructions are left with the appliance for the benefit and safety of the new owner.

If you need help or have damaged or missing parts, our team is here to assist.
Please email hello@sohohome.com or call +44 (0)20 3819 8199

WARNING

- To reduce the risk of fire, electrical shock or personal injury, always turn off and unplug the light fixture and allow it to cool prior to replacing the light bulb.
- Do not touch bulb when fixture is turned on.
- Keep flammable materials away from lit bulb.

CHILD SAFETY

- Do not allow children to tamper with the product.
- Keep packaging out of reach of children.

PRE-ASSEMBLY

- Take care when handling and installing to avoid damage to the product.
- Remove all parts and hardware from box along with any plastic protective packaging.
- Do not discard any contents until after assembly is complete to avoid accidentally discarding small parts or hardware.
- When installing and whenever acting on the appliance ensure that the power supply has been switched off.

CARE INSTRUCTIONS

- Wipe clean with a soft, dry cloth or static duster only.
- Always avoid the use of polishing agents, water, harsh chemicals or abrasive materials when cleaning as they may cause damage to the fixture.
- Always switch off the electricity supply before cleaning.

